

技術基準適合確認書

製品名称	デジタルルームミラー
製品型番	SV5-MDR-A002
試験分類	衝撃テスト
試験設備機器	インパクト試験機 ZJ165
試験委託機関	Jiangsu Huachen Vehicle Inspection Co.,Ltd.
適用技術基準	ECE R46
試験結果	合格
試験成績書	委託試験成績書番号 2203MM005
確認書発行元 (試験委託者)	昌騰有限会社 〒596-0821大阪府岸和田市小松里町2333-2

●本製品をご購入のお客様へ

車検の時に、検査官より本製品が道路運送車両の保安基準を満たしていることの確認を求められた場合は、本書(P.2以降の試験結果詳細含む)を提示してください。

本書(P.2以降の試験結果詳細含む)を、自動車検査証と一緒に大切に保管してください。

お問い合わせ先 **MAXWIN** 昌騰有限会社
製品お問い合わせ
URL: <https://maxwin.jp/contact/>



中国认可
国际互认
检测

TESTING

CNAS L6051

Report No. : 2203MM005

Testing Report

Sample Name : Motor Vehicles Interior Mirror

Sample Type : SV5-MDR-A002

Consigner : SHOUTO CO., LTD

Test Category : Entrusted Test

Jiangsu Huachen Vehicle Inspection Co., Ltd.



Notice

1. The report is invalid without the special seal for test report or the stamp of the inspection institute.
2. The copied report is invalid without the special seal for test report or the stamp of the inspection institute.
3. The test report is invalid if there is no signature of prepared, auditor, and approver.
4. The test report is invalid if it is altered.
5. You shall inform the inspection company within fifteen days in case of any question of the test report.
6. The inspection result is only with responsibility for the tested samples.

Test Lab: Jiangsu Huachen Vehicle Inspection Co., Ltd.

Address: Xihuan Road, Xinqiao, Danbei Town, Danyang City, Jiangsu Province, China

Post Code: 212322

Tel: +86 511 8630 0368

Fax: +86 511 8630 0358


Consigner: SHOUTO CO., LTD


Address: 2333-2, Komatsurisato cho, Kishiwada city, Osaka Prefecture, Japan

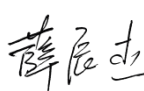
Post Code: 596-0821


Tel: 81 050-8888-0545

Fax: 81 072-447-6013

Sample Name	Motor Vehicles Interior Mirror	Sample Type	SV5-MDR-A002
Consigner	SHOUTO CO., LTD	Trade Mark	/
Manufacturer	SHOUTO CO., LTD	Test Category	Entrusted Test
Sample Arrival Date	2022.03.30	Sample Quantity	2
Sample Condition	Meet the inspection requirement	Sender	Joka
Sample No.	220330SH-01/220330SH-02	检测日期 Date of Test	2022.03.30
Items	General Specifications Dimension Requirements Reflecting surface and coefficients of reflection Impact Test		
Standard	ECE R46 Uniform provisions concerning the approval of devices for indirect vision and of motor vehicles with regard to the installation of these devices		
Conclusion	After inspection, the tested item(s) for SV5-MDR-A002 Motor Vehicles Interior Mirror meet the requirements of ECE R46.04 Supp. 9 		
Remark	Sample No. 220330SH-01~02, corresponding report 1#~2#.		

 Prepared by : 

 Auditor by : 

 Approved by : 

Summary of test results

No.	Items	Technical Requirement	Test Result		Result Judgment
			1#	2#	
1	General Specifications	All mirrors shall be adjustable.	All mirrors are adjustable.	All mirrors are adjustable.	Pass
		The edge of the reflecting surface shall be enclosed in a protective housing (holder, etc.) which, on its perimeter, shall have a value "c" greater than or equal to 2.5 mm at all points and in all directions. If the reflecting surface projects beyond the protective housing, the radius of curvature "c" on the edge of the projecting part shall be not less than 2.5 mm and the reflecting surface shall return into the protective housing under a force of 50 N applied to the point of greatest projection, relative to the protective housing, in a horizontal direction, approximately parallel to the longitudinal median plane of the vehicle.	The edge of the reflecting surface is enclosed in a protective housing (holder, etc.) which, on its perimeter, have a value "c" greater than 2.5mm at all points and in all directions.	The edge of the reflecting surface is enclosed in a protective housing (holder, etc.) which, on its perimeter, have a value "c" greater than 2.5mm at all points and in all directions.	Pass
		When the mirror is mounted on a plane surface, all parts, irrespective of the adjustment position of the device, including those parts remaining attached to the support after the test provided, which are in potential, static contact with a sphere either 165 mm in diameter in the case of a Class I mirror or 100 mm in diameter in the case of a Class II to VII mirror, shall have a radius of curvature 'c' of not less than 2.5 mm.	After the impact test, the parts which are in potential, static contact with a sphere 165mm in diameter in the case of an exterior mirror, have a radius of curvature "c" of not less than 2.5mm.	After the impact test, the parts which are in potential, static contact with a sphere 165mm in diameter in the case of an exterior mirror, have a radius of curvature "c" of not less than 2.5mm.	Pass
		The device for the attachment of mirrors to the vehicle shall be so designed that a cylinder with a 70 mm radius (50 mm in the case of an L-category vehicle), having as its axis the axis, or one of the axes, of pivot or rotation which ensures deflection of the mirror in the direction of impact concerned, passes through at least part of the surface to which the device is attached.	Meet the requirements	Meet the requirements	Pass

No.	Items	Technical Requirement	Test Result		Result Judgment
			1#	2#	
2	Dimension Requirement	<p>1. Rear-view mirrors (Class I) The dimension of the reflecting surface shall be such that it is possible to inscribe thereon a rectangle one side of which is 40 mm and the other 'a' mm in length, where $a=150/(1+1000/r)$mm</p> <p>2. Main rear-view mirrors (Class II and Class III) Class II $a \geq 170/(1+1000/r)$ $b \geq 200$ Class III $\geq 130/(1+1000/r)$ $b \geq 70$ The dimensions of the reflecting surface shall be such that it is possible to inscribe therein a rectangle 40 mm high the base length of which, measured in millimeters, has the value "a"; and a segment which is parallel to the height of the rectangle and the length of which, expressed in millimeters, has the value "b";</p> <p>3. Rear-view mirrors (Class IV and Class V) The contours of the reflecting surface shall be of simple geometric form and its dimensions meet the requirements.</p> <p>4. Rear-view mirrors (Class VII) The minimum dimensions of the reflecting surface shall be such that: a) Its area shall not be less than 6,900 mm²; b) The diameter of circular mirrors shall not be less than 94mm; c) Where rear-view mirrors are not circular, their dimensions shall enable a 78 mm-diameter circle to be prescribed on their reflecting surface.</p> <p>5. The maximum dimensions of the reflecting surface shall be such that: a) The diameter of any circular rear-view mirror shall not be greater than 150mm; b) The reflecting surface of any non-circular rear-view mirror shall lie within a rectangle measuring 120mm × 200mm</p>	<p>Rear-view mirrors: Class I a= 218 mm b= / mm</p>	<p>Rear-view mirrors: Class I a= 218 mm b= / mm</p>	Pass



No.	Items	Technical Requirement	Test Result		Result Judgment
			1#	2#	
4	Reflecting surface and coefficients of reflection	The reflecting surface of a mirror shall be either flat or spherically convex.	The reflecting surface of a mirror is flat.	The reflecting surface of a mirror is flat.	Pass
		Differences between the radii of curvature of mirrors shall meet the following requirements: a) The difference between r_i or r_i' , and r_p at each reference point shall not exceed $0.15r$; b) The difference between any of the radii of curvature (r_{p1} , r_{p2} , and r_{p3}) and r shall not exceed $0.15r$ When r is not less than 3,000 mm, the value of $0.15r$ quoted in a) and b) is replaced by $0.25r$.	Meet the requirements	Meet the requirements	Pass
		Requirements for aspherical parts of mirrors: a) The surface width shall be no less than 30mm, and the radius of curvature of the aspherical part shall not be less than 150mm.	--	--	N/A
		Value of "r" for spherical mirrors shall not be less than: a. 1,200 mm for rear-view mirrors (Class I); b. 1,200 mm for Class II and III main rear-view mirrors; c. 300 mm for "wide-angle" mirrors (Class IV) and "close-proximity" mirrors (Class V); d. 200 mm for front mirrors (Class VI); e. 1,000 mm or more than 1,500 mm for Class VII main rear-view mirrors	Rear-view mirrors: Class I $r: \infty$	Rear-view mirrors: Class I $r: \infty$	Pass
		The value of the normal coefficient of reflection $\geq 40\%$ ("day" position)	46.0%	46.2%	Pass
		The value of the normal coefficient of reflection $\geq 4\%$ ("night" position)	7.0%	6.8%	Pass



No.	Items	Technical Requirement	Test Result		Result Judgment
			1#	2#	
4	Impact Test	<p>The pendulum must swing up to 200 after falling from 600 and hitting the mirror.</p> <p>The reflecting surface must not break, but breakage of the reflecting surface will be allowed if one of the following conditions is fulfilled:</p> <p>a: The fragments of glass still adhere to be the back of the housing or to a surface firmly attached to the housing; partial separation of the glass from its backing is admissible provided that this does not exceed 2.5mm on either side of the cracks;</p> <p>b: The reflecting surface is made of safety glass.</p> <p>Remark: No need to do impact test if the mirror is installed on the vehicle with length more that 2m.</p>	<p>After frontal impact test, the mirror base fell off and the remaining protruding part was not more than 10 mm, and the radius of curvature of the surrounding parts is more than 2.5 mm.</p> <p>The reflecting surface is not broken.</p>	<p>After 45 °angle impact test, The reflecting surface is not broken.</p>	Pass

Appendix A Tested Sample

Sample Name	Motor Vehicles Interior Mirror
Sample Type	SV5-MDR-A002
Sample Category	Class I
Category of vehicle for which the device is intended	--
Remark	--

Appendix B Tested Sample Photos



List of Main Equipments

No.	Name	Serial No.	Type	Next Calibration Date
1	Device for measuring the radius of curvature	CHCMM001	(0~6.5) mm 200×100mm	2022.10.13
2	Device for measuring the reflection factor(Daytime)/Standard mirror	CHCMM005	HS150/ φ 45	2022.10.14
3	Device for measuring the reflection factor(Night mode)/Standard mirror	CHCMM006	HS150-A/ φ 50	2022.10.14
4	Impact test apparatus	CHCMM003	ZJ165	2022.10.12
5	Straight Steel Ruler	CHCMM008	500mm	2022.09.26
6	Radius gauge	CHCMM009	R1-7mm	2022.09.26

* All the instruments have been calibrated and are in the period of validity.

-----Blank below-----